4 LEFT ELEVATION
SCALE: 1/4" = 1'-0"

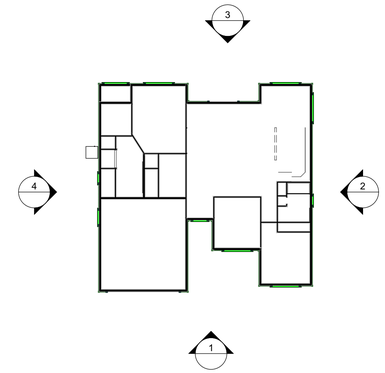

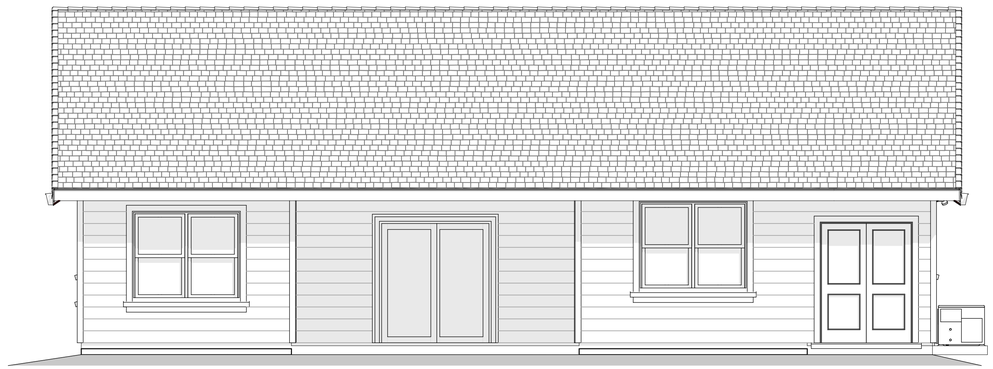

3 BACK ELEVATION
SCALE: 1/4" = 1'-0"

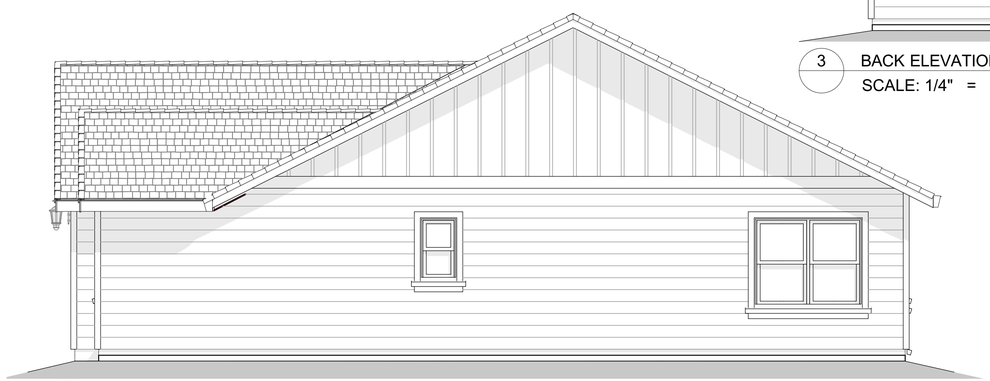

2 RIGHT ELEVATION
SCALE: 1/4" = 1'-0"

1 FRONT ELEVATION
SCALE: 1/4" = 1'-0"

ARCHITECTURAL NOTES

AN: X.x

A. GENERAL:
1. **ROOF OVERHANGS:** RAFTER TAIL OVERHANGS SHALL EXTEND 1'-6", U.N.O.
2. **ROOFING:** ALL ROOFING MATERIAL TO BE 25YR MIN. COMP. ROOFING
3. **ROOF PITCH:** ROOF PITCH VERIES, SEE ROOF PLAN A2.02

B. GENERAL SIDING:
1. **HORIZONTAL HARDY SHIPLAP:**
   A MINIMUM OF ONE LAYER OF NO.15 ASPHALT FELT, COMPLYING WITH ASTM D-226 FOR TYPE I FELT OR OTHER APPROVED MATERIALS BEHIND ALL TYPES OF EXTERIOR WALL FINISHES IS REQUIRED.
2. **BOARD AND BATTEN**
   A MINIMUM OF ONE LAYER OF NO.15 ASPHALT FELT, COMPLYING WITH ASTM D-226 FOR TYPE I FELT OR OTHER APPROVED MATERIALS BEHIND ALL TYPES OF EXTERIOR WALL FINISHES IS REQUIRED.

C. SITE ADDRESS:
1. BUILDINGS SHALL HAVE APPROVED ADDRESS NUMBERS, BUILDING NUMBERS OR APPROVED BUILDING IDENTIFICATION PLACED IN A POSITION THAT IS PLAINLY LEGIBLE AND VISIBLE FROM THE STREET OR ROAD FRONTING THE PROPERTY. THESE NUMBERS SHALL CONTRAST WITH THEIR BACKGROUND.
2. ADDRESS NUMBERS SHALL BE ARABIC NUMBERS OR ALPHABETICAL LETTERS. NUMBERS SHALL BE A MINIMUM OF 4" WITH A MINIMUM STROKE WIDTH OF 1/2".
3. WHERE ACCESS IS BY MEANS OF A PRIVATE ROAD AND THE BUILDING ADDRESS CANNOT BE VIEWED FROM THE PUBLIC WAY, A MONUMENT, POLE OR OTHER SIGN OR MEANS SHALL BE USED TO IDENTIFY THE STRUCTURE.

D. GRADING:
1. THE LOT SHALL BE GRADED TO DRAIN SURFACES AWAY FROM (N) FOUNDATION WALLS. THE GRADING SHALL FALL A MIN. OF 6INCHES WITHIN THE FIRST 10 FEET. CRC R401.3

WUI NOTES

SEE SHEET A1.02/WUI CODES FOR ADDITIONAL INFORMATION

COMPANY INFO.

NorCal GBC
GREEN BUILDING CONSULTING
2500 Durham-Dayton Hwy #1, Durham, CA
P-530.321.7812
norcalgbc.com

DISCLAIMER

COPYRIGHT NorCal GBC 2019
Do not reproduce these drawings and specifications without the express written permission of the drafter. The drawings and specifications are instruments of service and should remain the property of the drafter whether the project for which they are made is executed or not. These drawings and specifications shall not be used for additions to this project by others except by the express written permission of the drafter.

A/E SEAL

SEAL

CLIENT INFO.

NEW RESIDENCE

NOR CAL CONSTRUCTION
THE RIDGE
MASTER PLAN #1

DRAWING INFO.

1" ACTUAL

IF THE ABOVE DIMENSION DOES NOT MEASURE ONE INCH (1") EXACTLY, THIS DRAWING WILL HAVE BEEN ENLARGED OR REDUCED, AFFECTING ALL LABELED SCALES.

BY	REVISIONS	DATE

Date:	11/13/2020
Scale:	AS NOTED
Sheet:	
Drawn:	Steve Buttitta

A4.01

BUILDING ELEVATIONS

Plotted On: 11/13/2020

D:\2020 Projects\1-NCC Master Plan\NCC-The Ridge-MP1-promo.pln